

GAME BOY ADVANCE

AGB-A7AE-USA

TOMY®



SHONEN JUMP'S

NARUTO NINJA COUNCIL

INSTRUCTION BOOKLET

PLEASE CAREFULLY READ THE SEPARATE HEALTH AND SAFETY PRECAUTIONS BOOKLET INCLUDED WITH THIS PRODUCT BEFORE USING YOUR NINTENDO® HARDWARE SYSTEM, GAME PAK OR ACCESSORY. THIS BOOKLET CONTAINS IMPORTANT HEALTH AND SAFETY INFORMATION.

IMPORTANT SAFETY INFORMATION: READ THE FOLLOWING WARNINGS BEFORE YOU OR YOUR CHILD PLAY VIDEO GAMES.

WARNING - Seizures

- Some people (about 1 in 4000) may have seizures or blackouts triggered by light flashes or patterns, such as while watching TV or playing video games, even if they have never had a seizure before.
- Anyone who has had a seizure, loss of awareness, or other symptom linked to an epileptic condition should consult a doctor before playing a video game.
- Parents should watch when their children play video games. Stop playing and consult a doctor if you or your child have any of the following symptoms:

Convulsions

Altered vision

Eye or muscle twitching

Involuntary movements

Loss of awareness

Disorientation

- To reduce the likelihood of a seizure when playing video games:
 1. Sit or stand as far from the screen as possible.
 2. Play video games on the smallest available television screen.
 3. Do not play if you are tired or need sleep.
 4. Play in a well-lit room.
 5. Take a 10 to 15 minute break every hour.

WARNING - Repetitive Motion Injuries and Eyestrain

Playing video games can make your muscles, joints, skin or eyes hurt after a few hours. Follow these instructions to avoid problems such as tendinitis, carpal tunnel syndrome, skin irritation or eyestrain:

- Avoid excessive play. It is recommended that parents monitor their children for appropriate play.
- Take a 10 to 15 minute break every hour, even if you don't think you need it.
- If your hands, wrists or arms or eyes become tired or sore while playing, stop and rest them for several hours before playing again.
- If you continue to have sore hands, wrists or arms or eyes during or after play, stop playing and see a doctor.

WARNING - Battery Leakage

Nintendo portable video game systems contain a rechargeable lithium ion battery pack. Leakage of ingredients contained within the battery pack, or the combustion products of the ingredients, can cause personal injury as well as damage to your hardware. If battery leakage occurs, avoid contact with skin. If contact occurs, immediately wash thoroughly with soap and water. If liquid leaking from a battery pack comes into contact with your eyes, immediately flush thoroughly with water and see a doctor.

To avoid battery leakage:

- Do not expose battery to excessive physical shock, vibration, or liquids.
- Do not disassemble, attempt to repair or deform the battery.
- Do not dispose of battery pack in a fire.
- Do not touch the terminals of the battery, or cause a short between the terminals with a metal object.
- Do not peel or damage the battery label.

The official seal is your assurance that this product is licensed or manufactured by Nintendo. Always look for this seal when buying video game systems, accessories, games and related products.

Nintendo does not license the sale or use of products without the Official Nintendo Seal.



LICENSED BY



NINTENDO, GAME BOY, GAME BOY ADVANCE AND THE OFFICIAL SEAL ARE TRADEMARKS OF NINTENDO.
© 2001 NINTENDO. ALL RIGHTS RESERVED.

THIS GAME PAK WILL WORK ONLY WITH THE GAME BOY® ADVANCE, GAME BOY® MICRO, OR NINTENDO DS™ VIDEO GAME SYSTEMS.

Important Legal Information

Copying of any video game for any Nintendo system is illegal and is strictly prohibited by domestic and international intellectual property laws. "Back-up" or "archival" copies are not authorized and are not necessary to protect your software. Violators will be prosecuted.

This video game is not designed for use with any unauthorized copying device or any unlicensed accessory. Use of any such device will invalidate your Nintendo product warranty. Nintendo (and/or any Nintendo licensee or distributor) is not responsible for any damage or loss caused by the use of any such device. If use of such device causes your game to stop operating, disconnect the device carefully to avoid damage and resume normal game play. If your game ceases to operate and you have no device attached to it, please contact the game publisher's "Technical Support" or "Customer Service" department.

The contents of this notice do not interfere with your statutory rights. This booklet and other printed materials accompanying this game are protected by domestic and international intellectual property laws.

Rev-D (L)



TABLE OF CONTENTS



Story	4
Setup	5
Game Controls	6
Special Actions	8
Game Screens	10
Game Items	12
Game Modes	14
Characters	15
Naruto Uzumaki	16
Sasuke Uchiha	17
Kakashi Hatake	18
Stages	22
The Game Continues	25
Limited Warranty	27
Customer Support	29




This year, Naruto and Sasuke have been chosen for the survival challenge held annually at the Village Hidden in the Leaves. Naruto and Sasuke will have to challenge seven stages, all divided into different themes, and try and get to the exit where the Lord Hokage awaits. At each stage, village ninja will do whatever it takes to hinder their path. Can Naruto and Sasuke overcome this test and conquer the survival challenge?



1. Turn OFF the Power Switch on your Nintendo® Game Boy® Advance. Never insert or remove a Game Pak when the power is on.
2. Insert the Game Pak of NARUTO: Ninja Council into the Game Pak slot on the Game Boy® Advance. To lock the Game Pak in place, press firmly.
3. Turn ON the Power switch. The Title Screen will appear (if you don't see it, begin again at step 1).

WARNING: Rapidly switching the Power Switch ON and OFF may cause a battery-backed Game Pak to lose your stored information.



GAME CONTROLS

L Button

R Button

Throw ninja tools

Control Pad

Move the player

A Button

Jump or Confirm


START

Pause game

B Button

Attack Enemy
or
Cancel

SELECT





BUTTON CONTROLS

A Jump

B Attack Enemy

Hold down to fill the Special Move Gauge and
let go to use a special move

L Disabled

R Throw ninja tools

With a scroll, you can use Ninjutsu by holding down
and letting go once the Active Item Indicator
switches to Ninjutsu

 Move the player
Use the Control Pad for special actions
like running, crouching, and crawling movement.

START  Pause game

SELECT  Disabled



MENU SCREEN CONTROLS

A Confirm

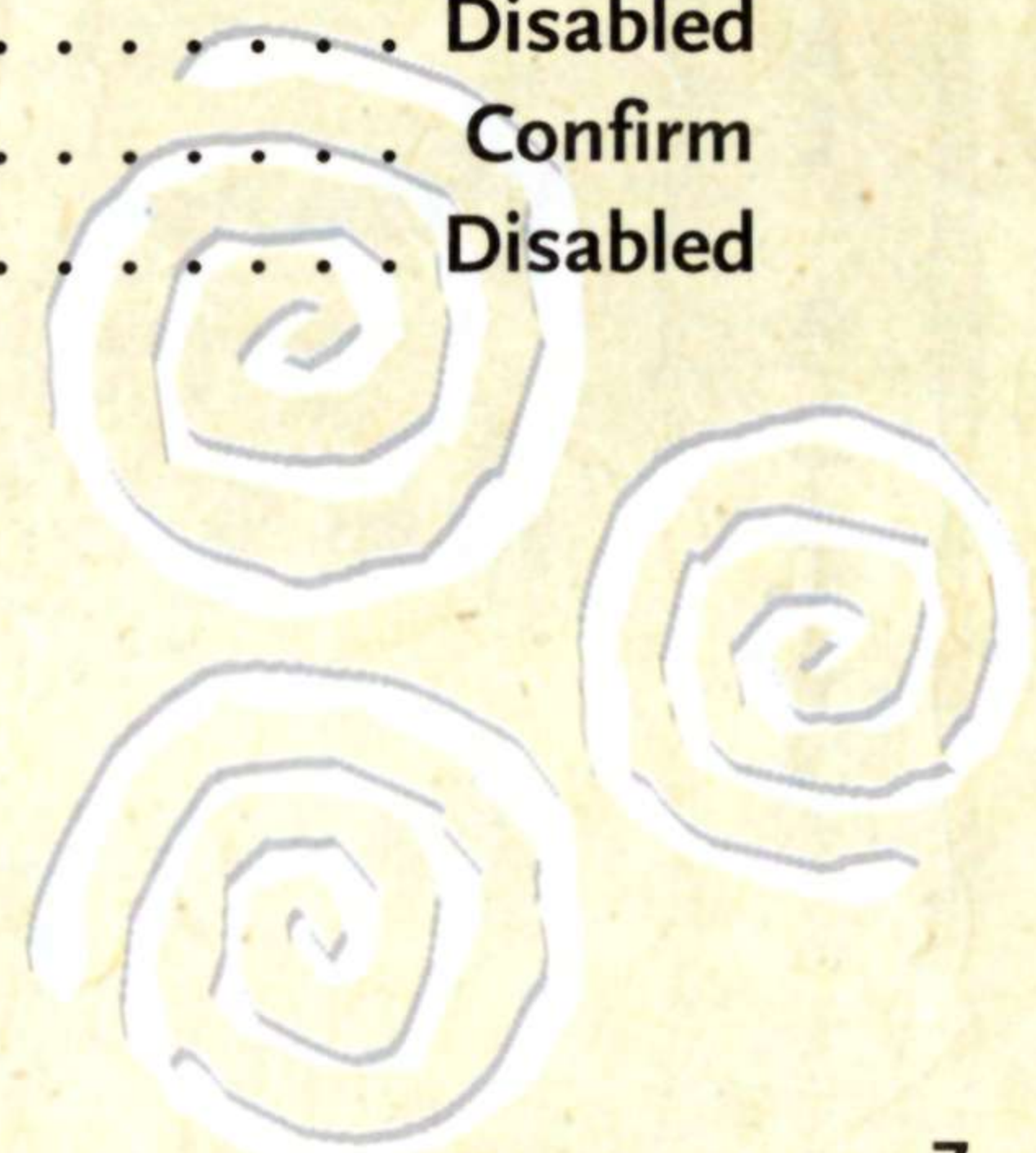
B Cancel

L Disabled

R Disabled

START  Confirm

SELECT  Disabled



Many stages in this game will require the use of special actions to advance.

Be sure to master them.



SPECIAL ACTIONS



RUN



Rapidly press the +Control Pad in the same direction twice to run for a short period of time.



CROUCH



Press the +Control Pad Down from a stationary position to attack low-lying enemies.



CRAWLING



Moving left or right while crouched allows the character to crawl under low hanging ceilings.



RUN UP CLIFF



Run up some cliffs and walls by running into them.



RUN UP AND JUMP OFF

Press A Button while running up a cliff. Will jump backwards when pressing the A Button while running up a cliff.





COMBO

(B) +

Rapidly press the B Button repeatedly to unleash a combo attack on your opponents.



NINJUTSU

HOLD (R)

Use Ninjutsu when R Button is held.
A scroll is needed to use Ninjutsu.

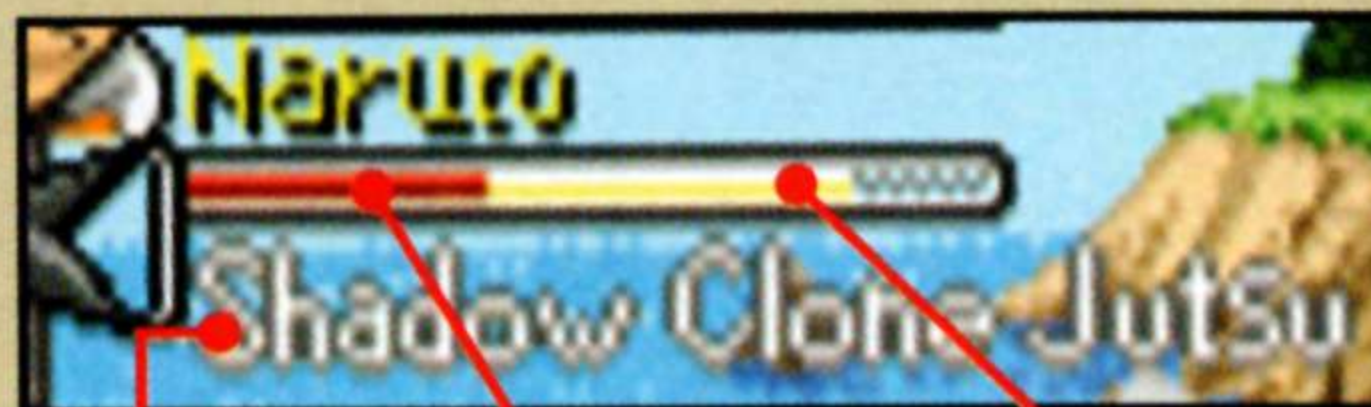


SPECIAL MOVE



The Special Move Gauge will start to fill as you hold B Button. The move will be executed when you let go of the B Button. The special move will change depending on how full the gauge is. Each special move uses up Chakra.

SPECIAL MOVE GAUGE



NAME OF MOVE

The special move that is executed changes depending on how filled the gauge is.

MISS RANGE

The move misses or comes out weak when the gauge is in the red area.

HIT RANGE

A powerful version of the move comes out when the gauge is in the yellow area.



STAGE MODE

To advance, use regular attacks and special moves to defeat enemies that get in your way. You can crawl or use Ninjutsu to get access to paths you never thought existed.

1. Life Gauge: Shows the player's current health.
One life is lost when it becomes empty.
2. Chakra Gauge: Reduced when special moves are used.
Increases when player does not attack.
3. Special Move Gauge: Gauge appears while the B Button is held.
Shows the current special move and its power.
4. Time: Time remaining in the game.
One life is lost when the time reaches zero.
5. Score: Shows the player's current score.
6. Active Item: Shows Ninja Tool currently in possession.
7. Available Item: Ninja Tool or Ninjutsu that can be used when picked up.
8. Lives Remaining: Game is over when this number becomes 0 and you lose a life.
9. Number of Leaf Symbols: . . The number of Leaf Symbols picked up so far.

BOSS MODE

When a boss is encountered, you must defeat the boss in order to move to another area.






1. Life Gauge: Shows the player's current health. One life is lost when it becomes empty.
2. Chakra Gauge: Reduced when special moves are used. Increases when player does not attack.
3. Special Move Gauge: Appears while the B Button is held.
Shows the current special move and its power.
4. Time: Time remaining in the game. One life is lost when the time reaches zero.
5. Score: Shows the player's current score.
6. Enemy Boss Life Gauge: . . Shows the enemy boss's current health. You win when it becomes empty.
7. Name of Enemy Boss: . . . Shows the enemy boss's name.
8. Active Item: Shows Ninja Tool currently in possession.
9. Lives Remaining: Game is over when this number becomes 0 and you lose a life.
10. Number of Leaf Symbols: . The number of Leaf Symbols picked up so far.

Often you will find items during the stages. You will be able to use ninja tools and Ninjutsu just by picking up the items. Ninja tools and Ninjutsu have unlimited shots. Advance through the game by using the various items found in the stages efficiently.



NINJA TOOLS




The player character starts the game with Shuriken. The ninja tools that can be used change as you pick up new items along the way.




	Shuriken	The most basic tool. Shuriken can be thrown straight forward and damage enemies if they are hit.
	Kunai	The most powerful tool. When used with the right timing, it can shoot down throwing weapons fired by an enemy.
	Senbon	Gives minimal damage to the enemy, but you can fire them in two directions (forward and diagonally forward) at the same time.



NINJUTSU

Can be used not only as weapons, but also to break through walls and get into places that appear inaccessible.

	Lightning Style Jutsu	When used, a thunderbolt will attack enemies. It can also break through some walls.
	Earth Style Jutsu	When used, a bullet that shoots along the ground attacks enemies. It can also break through some soft surfaces and dig holes.
	Fire Style Jutsu	When used, throws a fireball that can damage enemies. It can also burn down dead trees that block the path.

	Leaf Symbol	Leaf Symbols can be found in various places. Maybe something good will happen if you collect all the Leaf Symbols from all the stages?
	Recovery	If you pick up a Recovery Symbol, your Life Gauge recovers to a certain degree.
	Book	If you pick up a Book, Kakashi sensei will give you some useful tips.



OTHERS

There are items other than weapons that can be found in the stages.



STORY MODE

This is the main mode of the game. The character you choose participates in the Hidden Leaf Village's annual survival challenge and attempts to clear the stages in order.



FREE MODE

You can choose and play any of the stages that have been completed in the Story Mode. Use this mode to practice and polish up your skills.

DON'T WORRY,
I'LL SUPPORT
YOU BEHIND
THE SCENES.





Sakura

How'd you find me?
I'll restore your life, so
you'd better be grateful.



HIDDEN SUPPORT CHARACTERS

Hiding in the game are many support characters that help the player. They appear when you go to the place where they are hiding, but some disappear without saying anything when attacked.



CHARACTERS



Sakura	For Naruto, restores Life Gauge. For Sasuke, fills Chakra Gauge and Life Gauge to full.
Hinata	Restores Life Gauge significantly for both characters.
Iruka	Adds an extra life.
Anko	Adds an extra life.

Kurenai	Adds an extra life.
Asuma	Adds an extra life.
Guy sensei	Adds an extra life.

Special moves that miss often but are big when they hit the jackpot.



NARUTO UZUMAKI

Naruto, the infamous problem child of the Ninja Academy in the Village Hidden in the Leaves, has become a Genin and is ready to take on the survival challenge. His special moves are huge when they hit the target, but when he misses his moves are often useless.



NARUTO'S SPECIAL MOVES



Level	Special Move	Hit/Fail	Special Move actually delivered
1	Sexy Jutsu	Hit Normal	Harem Jutsu Sexy Jutsu
2	Shadow Clone Jutsu	Hit Fail	Shadow Clone Jutsu Failed Clone Jutsu
3	Naruto Uzumaki Barrage	Hit Fail	Naruto Uzumaki Barrage Fart
4	???	??? ???	??? ???

Steady, consistent special moves in every situation.




SASUKE UCHIHA

An elite ninja who possesses the Kekkei Genkai Sharingan of the Uchiha Clan. His special moves are effective in every situation, as they rarely miss yet have reasonable power.



SASUKE'S SPECIAL MOVES

Level	Special Move	Hit/Fail	Special Move actually delivered
1	Multiple Shurikens	Hit Normal	With Sharingan, 1.5 times power Multiple Shurikens
2	Fire Ball Jutsu	Hit Normal	With Sharingan, 1.5 times power Fire Ball Jutsu
3	Phoenix Flower Jutsu	Hit Normal	With Sharingan, 1.5 times power Phoenix Flower Jutsu
4	???	??? ???	??? ???





KAKASHI HATAKE

IT'S GOOD
TRAINING
FOR YOU.
DON'T TAKE
IT LIGHTLY.

Gives helpful advice
in various scenes.

.....

Also known as the Copy Ninja, Kakashi is a highly-skilled ninja who gives various helpful advice to his students Naruto and Sasuke. Be sure not to miss his tips.



Here are some other major characters that appear in the game. Please note that there are still more characters other than the ones introduced here.



KONOHAMARU

Konohamaru, the grandson of The Third Hokage, will team up with his tutor Ebisu sensei and challenge you to a fight.

EBISU SENSEI

An elite tutor who guards and protects Konohamaru. He should be an easy victory if you succeed in exposing his weakness.



SHIKAMARU

A lazy ninja who is rarely motivated to do anything, but gets high praise for his strategy-making abilities and composed sense of judgment.



CHARACTERS



CHOJI

Choji snaps every time someone calls him "fat" and would rather be referred to as "chubby". Cannot fight to his potential when hungry.



KIBA

A Genin of the Hidden Leaf Village with a wild personality, wild style, and wild Ninjutsu. Kiba loves his dog Akamaru like a brother.



INO

Childhood friends with Sakura but they also compete for the same man. An intellectual type who often comes off as bratty and selfish.



SHINO

A descendant of the Aburame Clan and his body host to countless bugs, Shino is always keeping his emotions hidden behind his sunglasses.



ROCK LEE

With absolutely no Ninjutsu or Genjutsu abilities, Rock Lee is a dedicated warrior who has polished up his Taijutsu through endless hard work.



HAKU

His face hidden behind a mask, this mystery ninja follows orders from Zabuza and uses deadly Ninjutsu to get in Naruto and his friends' way.



NEJI

A gifted top-ranking Genin who possesses Kekkei Genkai Byakugan, of the Hyuga Clan, a prominent family of the Village Hidden in the Leaves.



ZABUZA

An expert assassin that skillfully handles the massive Guillotine Sword and an array of Jutsu. Also known as the Demon Hidden in the Mist.





STAGES



STAGE



The seaside bridge in stage 1 is surrounded by water, where you lose a life if you fall in. The first boss is Konohamaru along with Ebisu sensei and the final boss is Ino.

The first stage begins on a big bridge, a good place to master ninja tools.

First big opponent is Konohamaru, but the real battle will be against Ebisu sensei.



SEASIDE BRIDGE



MOUNTAIN TRAIL

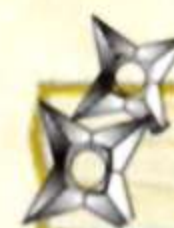


STAGE

3

You can open up a new route through tunnels by digging holes in the ground.

Although it initially appears to be a simple, grassy plain, there are tunnels underground that you need to get through to advance. Figure out how to get inside.



GRASSY PLAIN



STAGE

4

An intricate maze of paths and trails. Follow the arrows to advance.

Battle flying leeches and snakes and overcome countless traps that are set up on the ground. Dead trees will hinder your path as well.



LEAF VILLAGE FOREST



STAGE

5

Work your way through the maze-like building, with paths often obstructed by fire.

In this stage, you will make your way through a Village Hidden in the Leaves house. An unknown assailant has set fire to the house, blocking your path at every corner. Use rooftops and hallways to get through.



VILLAGE HIDDEN IN THE LEAVES



STAGE

6

The battleground shifts to a familiar classroom. How do you jump over to the other side?

There are height differences all over the Ninja Academy, preventing you from getting to the other side with a regular jump. Master high jumps and capture the intruding ninja.



NINJA ACADEMY



THE GAME CONTINUES

There are still many more stages that were not introduced here.
New visual modes will be added as you complete the stages.

Is there a secret hidden behind the shadows of
the survival challenge?

THE GAME HAS ONLY BEGUN!



NOTES

LIMITED WARRANTY

1. **LIMITED WARRANTY.** TOMY Consumer Software and its parent and affiliates (collectively referred to as "Company") and/or its distributor warrant(s) to the original consumer purchaser of this software product entitled "Shonen Jump's Naruto: Ninja Council," which includes computer software and any associated media and/or printed materials (together called "Program"), that the recording medium on which the Program is recorded will be free from defects in material and workmanship for 90 days from the date of purchase. If the recording medium is found defective within 90 days of original purchase, you may return the Program and all accompanying materials along with your original receipt to the place you obtained it for a full refund or replacement, subject to such retailer's return policy. This warranty is limited to the recording medium containing the Program as originally provided by Company and is not applicable to normal wear and tear. This warranty shall not be applicable and shall be void if the defect has arisen through abuse, mistreatment, or neglect. Any implied warranties prescribed by statute are expressly limited to the 90-day period described above.

2. To the maximum extent allowed by law, Company, its licensors and subcontractors do not warrant any connection to, transmission over, or results or use of, any network connection or facilities provided (or failed to be provided) through the Program. You are responsible for assessing your own hardware needs and, if applicable, transmission network needs, and the results to be obtained therefrom. **YOU EXPRESSLY AGREE THAT USE OF THE PROGRAM IS AT YOUR SOLE RISK. THE PROGRAM IS PROVIDED ON AN "AS IS," "AS AVAILABLE" BASIS, UNLESS SUCH WARRANTIES ARE LEGALLY INCAPABLE OF EXCLUSION. EXCEPT WITH RESPECT TO THE LIMITED CD-ROM WARRANTY AS SET FORTH IN SECTION 1 ABOVE, COMPANY AND ITS LICENSORS DISCLAIM ALL WARRANTIES AND CONDITIONS, WHETHER ORAL OR WRITTEN, EXPRESS OR IMPLIED, INCLUDING WITHOUT LIMITATION ANY IMPLIED WARRANTIES OR CONDITIONS OF MERCHANTABILITY, FITNESS FOR A PARTICULAR PURPOSE, NON-INFRINGEMENT OF THIRD PARTY RIGHTS, AND THOSE ARISING FROM A COURSE OF DEALING OR USAGE OF TRADE, REGARDING THE PROGRAM. COMPANY AND ITS LICENSORS ASSUME NO RESPONSIBILITY FOR ANY DAMAGES SUFFERED BY YOU, INCLUDING, BUT NOT LIMITED TO, LOSS OF DATA, ITEMS OR OTHER MATERIALS FROM DELAYS, NON-DELIVERIES,**

ERRORS, CAUSED BY COMPANY, ITS LICENSORS, LICENSEE AND/OR SUBCONTRACTORS, OR BY YOUR OWN ERRORS AND/OR OMISSIONS. Company and its licensors make no warranty with respect to any related software or hardware used or provided by Company in connection with the Program except as expressly set forth above.

3.LIMITATION OF LIABILITY. YOU ACKNOWLEDGE AND AGREE THAT COMPANY AND ITS LICENSORS SHALL NOT ASSUME OR HAVE ANY LIABILITY FOR ANY ACTION BY COMPANY OR ITS CONTENT PROVIDERS, OTHER PARTICIPANTS OR OTHER LICENSORS WITH RESPECT TO CONDUCT, COMMUNICATION OR CONTENT OF THE PROGRAM. COMPANY AND ITS LICENSORS SHALL NOT BE LIABLE FOR ANY INDIRECT, INCIDENTAL, SPECIAL, PUNITIVE, EXEMPLARY, OR CONSEQUENTIAL DAMAGES RESULTING FROM POSSESSION, USE, OR MALFUNCTION OF THE PROGRAM, INCLUDING DAMAGES TO PROPERTY, LOSS OF GOODWILL, COMPUTER FAILURE OR MALFUNCTION AND, TO THE EXTENT PERMITTED BY LAW, DAMAGES FOR PERSONAL INJURIES, EVEN IF ADVISED OF THE POSSIBILITY OF SUCH DAMAGES. EXCEPT AS EXPRESSLY PROVIDED HEREIN, COMPANY'S AND ITS LICENSORS' ENTIRE LIABILITY TO YOU AND YOUR EXCLUSIVE REMEDY FOR ANY BREACH OF THIS WARRANTY IS LIMITED SOLELY TO THE TOTAL AMOUNT PAID BY YOU FOR THE PROGRAM, IF ANY. BECAUSE SOME STATES DO NOT ALLOW THE EXCLUSION OR LIMITATION OF LIABILITY FOR CERTAIN DAMAGES, IN SUCH STATES COMPANY'S AND ITS LICENSORS' LIABILITY IS LIMITED TO THE EXTENT PERMITTED BY LAW.

4.GENERAL PROVISIONS. This warranty shall be governed by the laws of the State of California and the United States without regard to its conflicts of laws rules and you consent to the exclusive jurisdiction of the state and federal courts in Los Angeles County, California. The United Nations Convention on Contracts for the International Sale of Goods shall not apply to this Program. This warranty represents the complete warranty concerning the Program between you and Company.

Customer Support

Everyone at TOMY Consumer Software works hard to make sure that you, our customer, have as much fun playing our products as we had making them. We make every effort to ensure that our products are problem-free. But in the rare instance where something has slipped through our product testing process, we want to get a solution to you as quickly as possible.

At Customer Support, we take support seriously. So, in the unfortunate event that you do encounter a problem with one of our products, please contact us. You will find that the answers to many of your questions are available on our website, including tips and strategies on playing the game. If you cannot find the answer you are looking for, you will not have to make your way through an obstacle course.

Our living, breathing human beings will help you get back to the important things in life... like playing video games.

Customer Support for this game is available through our distribution partner, D3Publisher of America:

Phone: (480) 517-4900 Monday – Friday 8am – 5pm MST

D3Publisher Support Services Division
1270 East Broadway Suite 213
Tempe, AZ 85282

Email: support@d3p.us
Website

This is the best place to go for tips and strategies on playing our games!

www.d3publisher.us/support

NARUTO © 2002 MASASHI KISHIMOTO This product is manufactured, distributed and sold under license from VIZ Media, LLC. All Rights Reserved. Game and Software ©2002 TOMY. NINJA COUNCIL™ and © 2002 TOMY. All Rights Reserved. TOMY and its logo are trademarks of TOMY. VIZ Media and its logo are trademarks of VIZ Media, LLC. SHONEN JUMP™ and its logo are trademarks of SHUEISHA, Inc. D3Publisher and its logo are trademarks of D3Publisher of America, Inc.



Leaf Village Head Band




PVC Keychain



Patch

Available at major retailers near you. Colors and decorations may vary.
Items not shown to relative size. Each sold separately, subject to availability.
Great Eastern Entertainment Co., Inc. All Rights Reserved.
Viz Media, the logo, NARUTO and all related characters and
elements are trademarks of and © 2002 MASASHI KISHIMOTO



SHONEN JUMP'S
NARUTO

CHECK OUT THESE HOT
NEW PRODUCTS!

DOG TAG
NECKLACES



LIGHT
SWITCH
PLATES

MINI TIN
COLLECTOR
SIGNS



DOOR
HANGER

TO FIND THE NEAREST RETAILERS
FOR THESE PRODUCTS GO TO
www.everbriteretail.com

For more info on Naruto go to
www.naruto.com

 **Everbrite**
www.everbriteretail.com

viz
media

SHONEN
JUMP

© 2002 MASASHI KISHIMOTO

NOW AT
NARUTO.COM

SHONEN JUMP'S
NARUTO™



HOODIES

TEES

GO TO NARUTO.COM TO GET YOURS!
WWW.NARUTO.COM

SHONEN
JUMP
THE WORLD'S MOST POPULAR MANGA

viz
media



ripple junction
www.ripplejunction.com

© 2002 MASASHI KISHIMOTO

**The popular TV series
makes its DVD debut!**

SHONEN JUMP'S
NARUTO™

Complete
your collection with
NARUTO manga—
buy volumes 1-9 at
store.viz.com
today!

**Naruto, vol. 1:
Enter: Naruto**
Own it today!

Visit www.naruto.com for online
games, downloads and more!



www.viz.com

© 2002 MASASHI KISHIMOTO Cover art subject to change.



SHONEN
JUMP
HOME VIDEO

www.shonenjump.com

**The student ninja face off in
one-on-one, no holds-barred combat!**

**MANGA VOLUMES
ON SALE NOW!**

**ONLY
\$7.95
EACH**



SHONEN JUMP'S
NARUTO

**Also read the adventures first
in SHONEN JUMP magazine!**

Log on to: www.shonenjump.com

www.naruto.com

NARUTO © 1999 by Masashi Kishimoto/SHUEISHA Inc.

