




**Nintendo**

Nintendo of America Inc.  
P.O. Box 957  
Redmond, WA 98073-0957 U.S.A.  
www.nintendo.com



Product recycling information:  
visit [recycle.nintendo.com](http://recycle.nintendo.com)

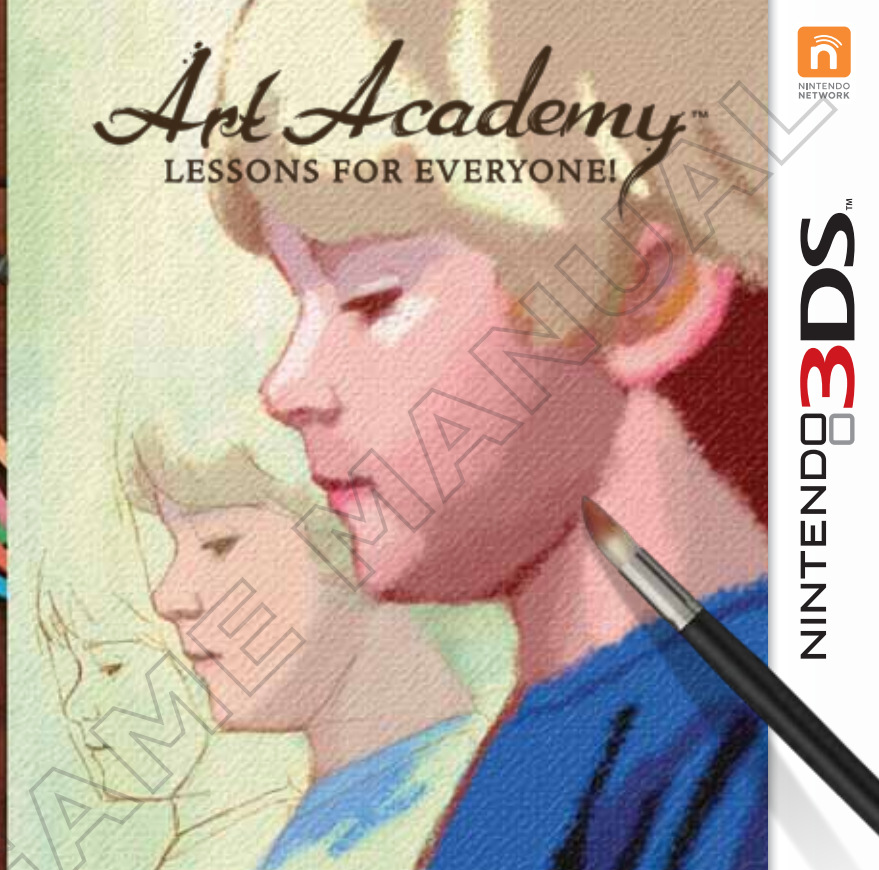
PRINTED IN USA

# Art Academy™

LESSONS FOR EVERYONE!



NINTENDO 3DS™



## Art Academy™

LESSONS FOR EVERYONE!

### Artwork Tools

You can use the stylus with a variety of art supplies to make the perfect picture. Press (X) or touch on the Touch Screen to display the following options.

Note: Some tools are only displayed in certain modes or while making progress in the Lessons mode.



The Vince menu has several menu options, including saving your progress or reviewing parts of the lesson.



The icon displays which medium is currently selected. Each lesson teaches one specific medium: pencils, paints, colored pencils or pastels.



The tool box allows you to change the media currently in use.



The grid tool places a grid over your canvas and the reference image on the upper screen to help you accurately position and size your drawing.



The zoom tool allows you to view your canvas close up. You can also move around using .



Switch between Vince's painting and a 3D view of the scene.

### Palette Tips

Touch to display the palette. Touch a paint tube to add paint to the location indicated by the white circle and mix some colors. If you make a mistake, touch to undo your last five actions or touch to remove the paint at the selected location. Switch to a different palette and create more colors by touching .




1 The color matcher allows you to compare your mixed paint with a location on the scene. The chosen color is displayed in the circle on the top screen and can be moved using .

2 The scratchpad lets you test your media before really getting to work.

3 The paint rag can be used to clean up unfixed paint.

4 Slide horizontally to display all the available paint colors if there are more than 11 in your art kit.



You can share your art and individually created lessons with your friends via SpotPass™ feature\* and Face to Face (Local Play).

Note: You can restrict online interaction via Parental Controls. For more information, refer to the Nintendo 3DS™ Operations Manual.

\*Wireless Internet access required for online features. For more info, go to [support.nintendo.com](http://support.nintendo.com).



The Official Seal is your assurance that this product is licensed or manufactured by Nintendo. Always look for this seal when buying video game systems, accessories, games and related products.

## FOR MORE INFORMATION, SEE THE BUILT-IN INSTRUCTION MANUAL

To view the built-in instruction manual, tap the button labeled "Manual" displayed on the HOME Menu.

## NEED HELP PLAYING A GAME?

For game-play assistance, we recommend using your favorite Internet search engine to find tips for the game you are playing. Some helpful words to include in the search, along with the game's title, are: "walk through," "FAQ," "codes," and "tips."

## THIS GAME CARD WILL WORK ONLY WITH THE NINTENDO 3DS™ VIDEO GAME SYSTEM.



ALLOWS WIRELESS MULTIPLAYER GAMES WITH EACH NINTENDO 3DS SYSTEM CONTAINING A SEPARATE GAME CARD.



ALLOWS DOWNLOAD OF ADDITIONAL LESSONS.



ALLOWS INFORMATION EXCHANGE BETWEEN THE NINTENDO 3DS SYSTEM AND A WIRELESS HOTSPOT.

## WARRANTY & SERVICE INFORMATION

You may need only simple instructions to correct a problem with your product. Try our website at [support.nintendo.com](http://support.nintendo.com) or call our Consumer Assistance Hotline at 1-800-255-3700, rather than going to your retailer. Hours of operation are 6 a.m. to 7 p.m., Pacific Time, Monday - Sunday (times subject to change). If the problem cannot be solved with the troubleshooting information available online or over the telephone, you will be offered express factory service through Nintendo. Please do not send any products to Nintendo without contacting us first.

**HARDWARE WARRANTY** • Nintendo of America Inc. ("Nintendo") warrants to the original purchaser that the hardware product shall be free from defects in material and workmanship for twelve (12) months from the date of purchase. If a defect covered by this warranty occurs during this warranty period, Nintendo will repair or replace the defective hardware product or component, free of charge.\* The original purchaser is entitled to this warranty only if the date of purchase is registered at point of sale or the consumer can demonstrate, to Nintendo's satisfaction, that the product was purchased within the last 12 months.

**GAME & ACCESSORY WARRANTY** • Nintendo warrants to the original purchaser that the product (games and accessories) shall be free from defects in material and workmanship for a period of three (3) months from the date of purchase. If a defect covered by this warranty occurs during this three (3) month warranty period, Nintendo will repair or replace the defective product, free of charge.\*

**SERVICE AFTER EXPIRATION OF WARRANTY** • Please try our website at [support.nintendo.com](http://support.nintendo.com) or call the Consumer Assistance Hotline at 1-800-255-3700 for troubleshooting information and repair or replacement options and pricing.\*

\*In some instances, it may be necessary for you to ship the complete product, FREIGHT PREPAID AND INSURED FOR LOSS OR DAMAGE, to Nintendo. Please do not send any products to Nintendo without contacting us first.

**WARRANTY LIMITATIONS** • THIS WARRANTY SHALL NOT APPLY IF THIS PRODUCT: (a) IS USED WITH PRODUCTS NOT SOLD OR LICENSED BY NINTENDO (INCLUDING, BUT NOT LIMITED TO, NON-LICENSED GAME ENHANCEMENT AND COPIER DEVICES, ADAPTERS, SOFTWARE, AND POWER SUPPLIES); (b) IS USED FOR COMMERCIAL PURPOSES (INCLUDING RENTAL); (c) IS MODIFIED OR TAMPERED WITH; (d) IS DAMAGED BY NEGLIGENCE, ACCIDENT, UNREASONABLE USE, OR BY OTHER CAUSES UNRELATED TO DEFECTIVE MATERIALS OR WORKMANSHIP; OR (e) HAS HAD THE SERIAL NUMBER ALTERED, DEFACED OR REMOVED.

ANY APPLICABLE IMPLIED WARRANTIES, INCLUDING WARRANTIES OF MERCHANTABILITY AND FITNESS FOR A PARTICULAR PURPOSE, ARE HEREBY LIMITED IN DURATION TO THE WARRANTY PERIODS DESCRIBED ABOVE (12 MONTHS OR 3 MONTHS, AS APPLICABLE). IN NO EVENT SHALL NINTENDO BE LIABLE FOR CONSEQUENTIAL OR INCIDENTAL DAMAGES RESULTING FROM THE BREACH OF ANY IMPLIED OR EXPRESS WARRANTIES. SOME STATES DO NOT ALLOW LIMITATIONS ON HOW LONG AN IMPLIED WARRANTY LASTS OR EXCLUSION OF CONSEQUENTIAL OR INCIDENTAL DAMAGES, SO THE ABOVE LIMITATIONS MAY NOT APPLY TO YOU.

This warranty gives you specific legal rights. You may also have other rights which vary from state to state or province to province.

Nintendo's address is: Nintendo of America Inc., P.O. Box 957, Redmond, WA 98073-0957 U.S.A.

This warranty is only valid in the United States and Canada.

## NEED HELP WITH INSTALLATION, MAINTENANCE OR SERVICE?

Nintendo Customer Service  
**SUPPORT.NINTENDO.COM**  
 or call **1-800-255-3700**



© 2012 Nintendo. Trademarks are property of their respective owners. Nintendo 3DS is a trademark of Nintendo. © 2012 Nintendo.

**PLEASE CAREFULLY READ THE NINTENDO 3DS™ OPERATIONS MANUAL BEFORE USING YOUR SYSTEM, GAME CARD OR ACCESSORY. THIS MANUAL CONTAINS IMPORTANT HEALTH AND SAFETY INFORMATION.**

**IMPORTANT SAFETY INFORMATION: READ THE FOLLOWING WARNINGS BEFORE YOU OR YOUR CHILD PLAY VIDEO GAMES.**

### ⚠ WARNING - 3D FEATURE ONLY FOR CHILDREN 7 AND OVER

Viewing of 3D images by children 6 and under may cause vision damage. Use the Parental Control feature to restrict the display of 3D images for children 6 and under. See the Parental Controls section in the Nintendo 3DS Operations Manual for more information.

### ⚠ WARNING - SEIZURES

- Some people (about 1 in 4000) may have seizures or blackouts triggered by light flashes or patterns, and this may occur while they are watching TV or playing video games, even if they have never had a seizure before.
  - Anyone who has had a seizure, loss of awareness, or other symptom linked to an epileptic condition should consult a doctor before playing a video game.
- Parents should watch their children play video games. Stop playing and consult a doctor if you or your child has any of the following symptoms:

**Convulsions**  
Altered vision

**Eye or muscle twitching**  
Involuntary movements

**Loss of awareness**  
Disorientation

To reduce the likelihood of a seizure when playing video games:

- Sit or stand as far from the screen as possible.
- Play video games on the smallest available television screen.
- Do not play if you are tired or need sleep.
- Play in a well-lit room.
- Take a 10 to 15 minute break every hour.

### ⚠ WARNING - EYESTRAIN AND MOTION SICKNESS

Playing video games can result in eyestrain after a sustained period of time, and perhaps sooner if using the 3D feature. Playing video games can also result in motion sickness in some players. Follow these instructions to help avoid eyestrain, dizziness, or nausea:

- Avoid excessive play. It is recommended that parents monitor their children for appropriate play.
- Take a 10 to 15 minute break every hour, or every half hour when using the 3D feature, even if you don't think you need it. Each person is different, so take more frequent and longer breaks if you feel discomfort.
- If your eyes become tired or sore while playing, or if you feel dizzy or nauseated, stop and rest for several hours before playing again.
- If you continue to have any of the above symptoms, stop playing and see a doctor.

### ⚠ WARNING - REPETITIVE MOTION INJURIES

Playing video games can make your muscles, joints, or skin hurt. Follow these instructions to avoid problems such as tendinitis, carpal tunnel syndrome or skin irritation:

Avoid excessive play. Parents should monitor their children for appropriate play.

- Take a 10 to 15 minute break every hour, even if you don't think you need it.
- When using the stylus, you do not need to grip it tightly or press it hard against the screen. Doing so may cause fatigue or discomfort.
- If your hands, wrists, or arms become tired or sore while playing, or if you feel symptoms such as tingling, numbness, burning or stiffness, stop and rest for several hours before playing again.
- If you continue to have any of the above symptoms or other discomfort during or after play, stop playing and see a doctor.

### IMPORTANT LEGAL INFORMATION

This Nintendo game is not designed for use with any unauthorized device. Use of any such device will invalidate your Nintendo product warranty. Copying of any Nintendo game is illegal and is strictly prohibited by domestic and international intellectual property laws. "Back-up" or "archival" copies are not authorized and are not necessary to protect your software. Violators will be prosecuted. REV-E