

Pokémon Moon

1 Important Information

Basic Information

2 Information-Sharing Precautions

3 Online Features

4 Note to Parents and Guardians

Into a World of Adventure

5 How to Play

6 Saving and Erasing Data

About Communications

7 Quick Link

8 Festival Plaza

9 Game Sync

10 Mystery Gift

FAQ

11 FAQ


Troubleshooting

12 Support Information

1

Important Information

Please read this manual carefully before using the software. If the software will be used by children, the manual should be read and explained to them by an adult.

Also, before using this software, please select  in the HOME Menu and carefully review content in "Health and Safety Information." It contains important information that will help you enjoy this software.

You should also thoroughly read your Operations Manual, including the "Health and Safety Information" section, before using this software.

Please note that except where otherwise stated, "Nintendo 3DS™" refers to all devices in the Nintendo 3DS family, including the New Nintendo 3DS, New Nintendo 3DS XL, Nintendo 3DS, Nintendo 3DS XL, and Nintendo 2DS™.

Important Information

Your Nintendo 3DS system and this software are not designed for use with any unauthorized device or unlicensed accessory. Such use may be illegal, voids any warranty, and is a breach of


your obligations under the User Agreement. Further, such use may lead to injury to yourself or others and may cause performance issues and/or damage to your Nintendo 3DS system and related services. Nintendo (as well as any Nintendo licensee or distributor) is not responsible for any damage or loss caused by the use of such device or unlicensed accessory. Except as authorized, copying of any Nintendo software is illegal and is strictly prohibited by domestic and international intellectual property laws. "Back-up" or "archival" copies are not authorized.

Nintendo respects the intellectual property of others, and we ask Nintendo 3DS software Content Providers to do the same. In accordance with the Digital Millennium Copyright Act in the US, the Electronic Commerce Directive in the EU, and other applicable law, we have adopted a policy of removing, in appropriate circumstances and at our sole discretion, any Nintendo 3DS software that appears to infringe anyone else's intellectual property. If you believe your intellectual property rights are being infringed, please visit www.nintendo.com/ippolicy to view the full policy and understand your rights.

© 2016 Pokémon.

© 1995-2016 Nintendo / Creatures Inc. / GAME FREAK inc.

Trademarks are property of their respective owners. Nintendo 3DS is a trademark of Nintendo.

 This product uses the LC Font by Sharp Corporation. LCFONT, LC Font and the LC logo mark are trademarks of Sharp Corporation.

"QR Code reader" includes software deliverables of Information System Products Co., Ltd. and Institute of Super Compression Technologies, Inc.

QR Code is a registered trademark of DENSO WAVE INCORPORATED in JAPAN and other countries.

■SIMD oriented Fast Mersenne Twister(SFMT)
Copyright © 2006,2007 Mutsuo Saito,
Makoto Matsumoto and Hiroshima University.
All rights reserved.

Redistribution and use in source and binary forms, with or without modification, are permitted provided that the following conditions are met:

- * Redistributions of source code must retain the above copyright notice, this list of conditions and the following disclaimer.

- * Redistributions in binary form must reproduce the above copyright notice, this list of conditions and the following disclaimer in the documentation and/or other materials provided with the distribution.

- * Neither the names of Hiroshima University, The University of Tokyo nor the names of its contributors may be used to endorse or promote products derived from this software without specific prior written permission.

THIS SOFTWARE IS PROVIDED BY THE
COPYRIGHT HOLDERS AND CONTRIBUTORS

"AS IS" AND ANY EXPRESS OR IMPLIED WARRANTIES, INCLUDING, BUT NOT LIMITED TO, THE IMPLIED WARRANTIES OF MERCHANTABILITY AND FITNESS FOR A PARTICULAR PURPOSE ARE DISCLAIMED. IN NO EVENT SHALL THE COPYRIGHT OWNER OR CONTRIBUTORS BE LIABLE FOR ANY DIRECT, INDIRECT, INCIDENTAL, SPECIAL, EXEMPLARY, OR CONSEQUENTIAL DAMAGES (INCLUDING, BUT NOT LIMITED TO, PROCUREMENT OF SUBSTITUTE GOODS OR SERVICES; LOSS OF USE, DATA, OR PROFITS; OR BUSINESS INTERRUPTION) HOWEVER CAUSED AND ON ANY THEORY OF LIABILITY, WHETHER IN CONTRACT, STRICT LIABILITY, OR TORT (INCLUDING NEGLIGENCE OR OTHERWISE) ARISING IN ANY WAY OUT OF THE USE OF THIS SOFTWARE, EVEN IF ADVISED OF THE POSSIBILITY OF SUCH DAMAGE.

■Tiny Mersenne Twister (TinyMT)

Copyright © 2011, 2013 Mutsuo Saito, Makoto Matsumoto, Hiroshima University and The University of Tokyo.

All rights reserved.

Redistribution and use in source and binary forms, with or without modification, are permitted provided that the following conditions are met:

- * Redistributions of source code must retain the above copyright notice, this list of conditions and the following disclaimer.
- * Redistributions in binary form must reproduce the above copyright notice, this list of conditions and the following disclaimer in the documentation and/or other materials provided with the distribution.
- * Neither the name of the Hiroshima University nor the names of its contributors may be used to endorse or promote products derived from this software without specific prior written permission.

THIS SOFTWARE IS PROVIDED BY THE COPYRIGHT HOLDERS AND CONTRIBUTORS

"AS IS" AND ANY EXPRESS OR IMPLIED WARRANTIES, INCLUDING, BUT NOT LIMITED TO, THE IMPLIED WARRANTIES OF MERCHANTABILITY AND FITNESS FOR A PARTICULAR PURPOSE ARE DISCLAIMED. IN NO EVENT SHALL THE COPYRIGHT OWNER OR CONTRIBUTORS BE LIABLE FOR ANY DIRECT, INDIRECT, INCIDENTAL, SPECIAL, EXEMPLARY, OR CONSEQUENTIAL DAMAGES (INCLUDING, BUT NOT LIMITED TO, PROCUREMENT OF SUBSTITUTE GOODS OR SERVICES; LOSS OF USE, DATA, OR PROFITS; OR BUSINESS INTERRUPTION) HOWEVER CAUSED AND ON ANY THEORY OF LIABILITY, WHETHER IN CONTRACT, STRICT LIABILITY, OR TORT (INCLUDING NEGLIGENCE OR OTHERWISE) ARISING IN ANY WAY OUT OF THE USE OF THIS SOFTWARE, EVEN IF ADVISED OF THE POSSIBILITY OF SUCH DAMAGE.

CTR-P-BNEA-00

2

Information-Sharing Precautions

User-generated content, or UGC, is content created by users, such as messages, Mii™ characters, images, photos, video, audio, etc.

Information-Sharing Precautions

The extent of UGC exchange depends on the software.

- Nintendo bears no responsibility whatsoever for any problems that result from the use of the Internet (for example, the sending of content over the Internet, or the sending or receiving of content with others).

3

Online Features

Here are some of the features you can use online:

- Festival Plaza (p. 8)
 - Game Sync (p. 9)
 - Mystery Gift (p. 10)
 - Online Competition (p. 11)
- ◆ In order to connect to the Internet, you must complete the Internet settings on your system. Please refer to your Operations Manual for more about setting up an Internet connection.

This software supports Nintendo Network.



Nintendo Network is the name of Nintendo's network service that enables users to enjoy games and other content via the Internet.

Protecting Your Privacy

- To protect your privacy, do not give out personal information, such as last name, phone number, birth date, age, school, e-mail, or home address when communicating with others.
- Friend codes are a part of a system that allows you to play with people you know. If you exchange friend codes with strangers, there is a risk you could share information with people you do not know or exchange messages that contain offensive language. We therefore recommend that you do not give your friend codes to people you don't know.
- Battle Videos can be uploaded to the Internet. Uploaded videos will be visible via the Internet to players of Pokémon™ Sun and Pokémon™ Moon around the world who have the Battle Video's code.

4

Note to Parents and Guardians

Children should read this section with a parent or guardian. You can use the following Parental Controls to restrict certain features of this software.

◆ For more information, refer to the Operations Manual.

● 3D Display

You can restrict the display of 3D images when using the Poké Finder (p. 5) so that all 3D images will be displayed in 2D only.

● Online Interaction

You can restrict your child's ability to battle, trade, and communicate with other players at Festival Plaza (p. 8).

5 How to Play

You can perform most of the actions in the game without tapping the lower screen. However, you can tap the lower screen to use some features like the X menu and the Town Map.

Information Icon

Tap  for information.



Character Controls

Walk	
Run	 + 
Talk to people / Examine things	
Open the X menu	

Controls That Become Available Later

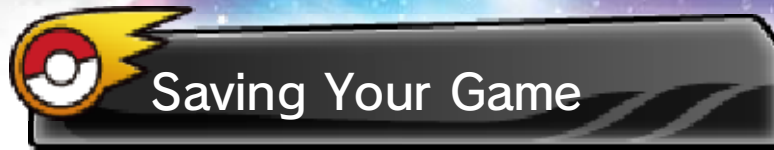
Ride or dismount a Ride Pokémon	Y
Use the Ride Pokémon's skill	B/B+C
Use the Poké Finder	R

What is the Poké Finder?

You can take photos of Pokémon using the Poké Finder. You can only take pics where Rotom Dex tells you to. You will be able to enjoy 3D images while using this function.

● Photo-Taking Precautions

When playing this game, you may have to move the Nintendo 3DS system around. Make sure you have enough room before playing, and hold the system firmly with both hands while playing. Do not move the system with excessive force, as this could cause injuries, damage to the product, or damage to nearby objects.



Press ⊗ to open the X menu and select Save to save your adventure up to that point.

◆ You can only keep one save file.

Extra Data Saved to Your SD Card

- Photos taken with the Poké Finder
- Battle Videos
- Downloaded regulations data
- ◆ Battle Videos and the regulations data from both Pokémon Sun and Pokémon Moon will be saved to your SD Card as extra data. They will be saved together under the name "Pokémon Sun / Moon."



Erasing Your Game

If you wish to start again from the beginning, you will first have to erase your saved data. When you wish to completely erase it, launch the software and then hold down $\oplus + \textcircled{B} + \textcircled{X}$ simultaneously after the Nintendo 3DS logo appears on the top screen and before the game's title screen appears.

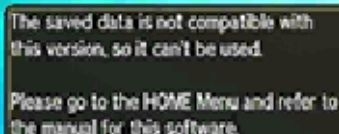
- ◆ Once your saved data is erased, it cannot be recovered. All of your Pokémon, items, and settings will be lost. Be very sure you understand the implications before erasing your saved data.

Notes regarding the downloadable version:

Warning! When you back up the data on a personal computer or another device, the saved data is backed up as well. However, if you continue playing and then overwrite the data on your SD Card with your backup data, the saved data will not be usable.

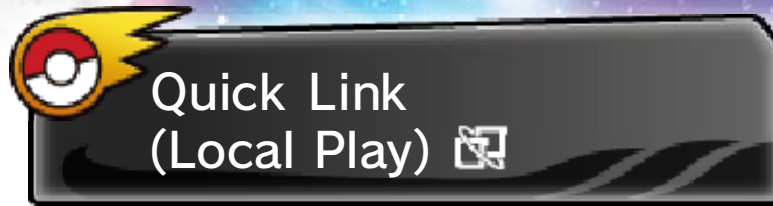
● When Your Save Data Is Unusable

If your save data becomes unusable, rather than proceeding to the title screen as usual, you will see a message referring you to this manual. When you see the screen shown below, press \oplus + \textcircled{B} + \textcircled{X} simultaneously to erase the save data, and then follow the instructions displayed.

A screenshot of a black message box with white text. The text reads: "The saved data is not compatible with this version, so it can't be used. Please go to the HOME Menu and refer to the manual for this software."

The saved data is not compatible with this version, so it can't be used.
Please go to the HOME Menu and refer to the manual for this software.

Data can be lost due to user action, such as repeatedly powering off and on the system or removing a Game Card or SD Card while saving. Data loss may also be caused by poor connectivity due to dirt or dust in the system's ports. Please be aware that in these cases data cannot be restored.



Quick Link easily allows you to battle or trade with a nearby friend.

- ◆ Read about Festival Plaza (p. 8) instead if you want to enjoy four-player battles and Internet communication features.

You Will Need

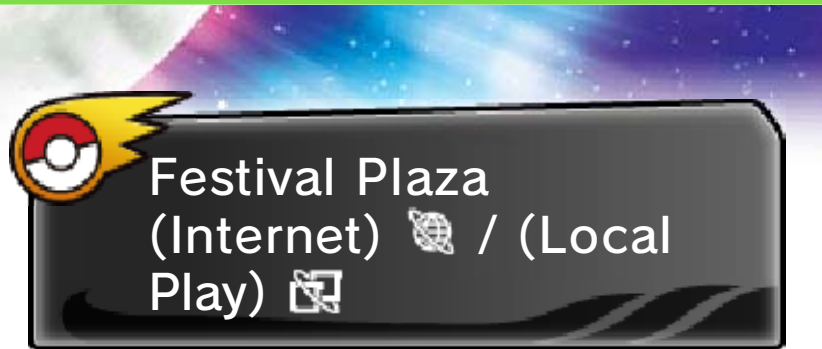
- One Nintendo 3DS system per player
- One Pokémon Sun or Pokémon Moon per player

How-To

Press ⊗ to open the X menu, select Quick Link, and follow the displayed directions.

8


Festival Plaza



You can interact with other players at Festival Plaza. Use your Internet connection to interact with people far away, or use Local Play to interact with people nearby.

Festival Plaza Features

Here are some of the features you can use:

- GTS
 - Wonder Trade
 - Battle Spot
 - Missions
 - Battle Royal
 - Game Sync
- ◆ When you want to quit playing in Festival Plaza, press ⊗ or tap .




Play in Festival Plaza (Internet) / (Local Play)


You Will Need

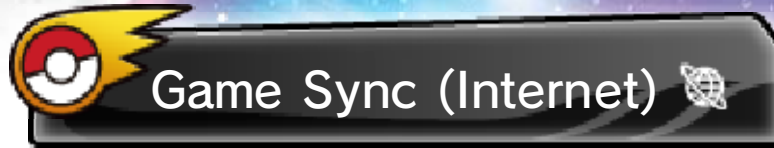
- One Nintendo 3DS system per player (up to 4)
- One Pokémon Sun or Pokémon Moon per player (up to 4)

How-To

Press  to open the X menu, and select Festival Plaza. While at Festival Plaza, you are constantly connected to local wireless communication, unless you are connected to the Internet.

Switch between Communication Modes

You can tap  on the lower screen to connect to and disconnect from the Internet. When you disconnect from the Internet, you will be connected to local wireless communication.



Examine the PC just inside the castle located in the middle of Festival Plaza, and select Game Sync. Once your Game Sync ID is issued, you can register your ID at the Pokémon Global Link (PGL) website to select various settings in order to link your game with the PGL.

About the PGL

This is a website linked to your Pokémon Sun or Pokémon Moon game. By linking your game with the website using Game Sync, you can participate in Online Competitions (p. 11), check your competition entry history, and more. For further information, visit the following website.

◆ Pokémon Global Link

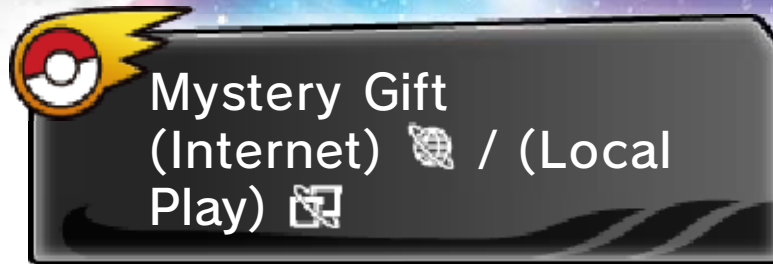
<http://www.pokemon-gl.com/>

- ◆ The Pokémon Global Link provides additional content to increase your enjoyment of Pokémon Sun and

Pokémon Moon. It is completely optional. You can enjoy the game without visiting the PGL.

- ◆ Using Game Sync uploads your saved data to the Pokémon Global Link.

10 Mystery Gift



There may be promotions and events in which you may receive special Pokémon or in-game items with your game.

You Will Need

- One Nintendo 3DS system
- One Pokémon Sun or Pokémon Moon

How to Receive a Mystery Gift

- 1 Select Mystery Gift on the title menu that appears after the title screen, and then follow the on-screen prompts.
- 2 When a Mystery Gift has been received by the game, talk to the deliveryman in any Pokémon Center in the game to pick it up.

For the latest information, visit the following website.

 Official Pokémon Website:

<http://www.pokemon.com>

? Can I change the game text language, my in-game name, or my in-game gender after I start playing this game?

No, you cannot change your language, name, or gender during the game.

? What determines the in-game flow of time?

The in-game flow of time is linked to your Nintendo 3DS system. Pokémon Sun shares the same time flow as your system. Pokémon Moon's time flows with a 12-hour difference from your system (for example, if it is 7:00 a.m. according to your system, it will be 7:00 p.m. in Pokémon Moon).

◆ If you change the time or calendar settings on your Nintendo 3DS system, you may temporarily lose access to some of this game's features that work with the time settings on your system.

? Can I use this Game Card on multiple Nintendo 3DS systems?

Yes, you can, but you will notice the following:

◆ You can only participate in Online Competitions using the Nintendo 3DS system you used to register yourself.

- The information on the players' lists at Festival Plaza, such as your Guest List and VIP List, will be changed.
- Your Rating Battle results at the Battle Spot will be reset.
- You will temporarily lose access to some of this game's features that work with the time settings on your Nintendo 3DS system.

? Can this game communicate with other Pokémon games released in the past?

No. It cannot trade with or battle against games released in the past.

? Can I bring Pokémon I have in older games to this game?

Yes, you can use the downloadable software Pokémon Bank to bring them to this game.

Pokémon Bank will be compatible with Pokémon Sun and Pokémon Moon by the end of the first quarter of 2017.

● What is Pokémon Bank?

This is a paid service that lets you create your own Boxes on the Internet to deposit, store, and manage your Pokémon.

For more information, visit the official Pokémon website (p. 10).

? What is an Online Competition?

This is an official event where you can battle against Pokémon Trainers from around the world. Visit the PGL website to enter Online Competitions. Please refer to the Pokémon Global Link (p. 9) for more information on how to enter. Once entered, follow the steps below to participate in the competition.

- ① Press ⊗ to open the X menu, and select Festival Plaza.
 - ② Tap Battle, and then tap Visit the Battle Spot.
- ◆ You will need to register your Game Sync ID on the Pokémon Global Link (PGL) to participate in Online Competitions.

? What should I do when Game Sync fails?

You will see different error codes depending on the situation. Check the error code and try one of the following:

- **Error Codes:**
090-0200 – 090-0213

If you receive one of these error codes, it means there are problems with the Pokémon Global Link site (p.9) or with the server that authenticates codes. For help with these error codes, please go to the Pokémon customer support website at:
www.pokemon.com/support.

- **Other Error Codes**

Please refer to the instructions on the screen.

? What should I do when QR Code® pattern scanning fails?

You can use your QR Scanner from the X menu to scan QR Code patterns. Please observe the following points to better read QR Code patterns.

- Move your system and the QR Code so you can see the QR Code pattern clearly.
- Make sure the entire QR Code fits within the frame for the outer camera.
- It will be easier to capture the QR Code when the lighting is sufficient.
- If your system's outer camera is dirty, please clean it with a soft cloth.
- Capture the QR Code in a setting free from reflections from sunlight or other light sources. If there are reflections on the surface, you will not be able to read the QR Code.
- If you print your QR Code on paper, it may not read properly if the paper is folded, bent, or marred in some way, or if the code is printed too small. Print large, smooth it out flat, and make sure it has no marks on it.

12

Support Information

Nintendo Customer Service
[SUPPORT.NINTENDO.COM](https://support.nintendo.com)

USA/Canada:
1-800-255-3700

Latin America/Caribbean:
(001) 425-558-7078